

Unser Farbleitsystem – Ihr Vorteil | *Our colour-coded system – Your benefit*












Produkte der jeweiligen farbigen Linie sind flexibel miteinander kombinierbar. Das passende Instrumentarium finden Sie ebenfalls in der gleichen Linie.
Products of the respective coloured line can be flexibly combined with each other. You will also find the compatible instruments in the same line.

Produkte der grauen Linie lassen sich universell mit allen Linien verwenden. | *Products of the grey line can be used universally with all lines.*

All-on-T4®-Abutment | *All-on-T4®-Abutment*

	<p>207001</p> <p>0°-Abutment All-on-T4®-switch / plus 3,3/4,1 (inkl. Implantat 4,8 x 6 mm) GH 1,5 mm <i>0°-Abutment All-on-T4®-switch / plus 3.3/4.1 (incl. implant 4.8 x 6 mm) GH 1.5 mm</i></p>		<p>207002A</p> <p>20°-Abutment All-on-T4®-switch / plus 3,3/4,1 (inkl. Implantat 4,8 x 6 mm) GH 1,5 mm inkl. Schraube <i>20°-Abutment All-on-T4®-switch / plus 3.3/4.1 (incl. implant 4.8 x 6 mm) GH 1.5 mm incl. screw</i></p>
	<p>207003A</p> <p>30°-Abutment All-on-T4®-switch / plus 3,3/4,1 (inkl. Implantat 4,8 x 6 mm) GH 1,5 mm inkl. Schraube <i>30°-Abutment All-on-T4®-switch / plus 3.3/4.1 (incl. implant 4.8 x 6 mm) GH 1.5 mm incl. screw</i></p>		<p>207004</p> <p>0°-Abutment All-on-T4®-switch / plus 3,3/4,1 (inkl. Implantat 4,8 x 6 mm) GH 3 mm <i>0°-Abutment All-on-T4®-switch / plus 3.3/4.1 (incl. implant 4.8 x 6 mm) GH 3 mm</i></p>
	<p>207005A</p> <p>20°-Abutment All-on-T4®-switch / plus 3,3/4,1 (inkl. Implantat 4,8 x 6 mm) GH 3 mm inkl. Schraube <i>20°-Abutment All-on-T4®-switch / plus 3.3/4.1 (incl. implant 4.8 x 6 mm) GH 3 mm incl. screw</i></p>		<p>207006A</p> <p>30°-Abutment All-on-T4®-switch / plus 3,3/4,1 (inkl. Implantat 4,8 x 6 mm) GH 3 mm inkl. Schraube <i>30°-Abutment All-on-T4®-switch / plus 3.3/4.1 (incl. implant 4.8 x 6 mm) GH 3 mm incl. screw</i></p>
	<p>207009</p> <p>Abutmentschraube All-on-T4®-switch / plus 3,3/4,1 (inkl. Implantat 4,8 x 6 mm) <i>Abutment Screw All-on-T4®-switch / plus 3.3/4.1 (incl. implant 4.8 x 6 mm)</i></p>		<p>207010</p> <p>0°-Abutment All-on-T4®-switch / plus 4,8 GH 1,5 mm <i>0°-Abutment All-on-T4®-switch / plus 4.8 GH 1.5 mm</i></p>
	<p>207011A</p> <p>30°-Abutment All-on-T4®-switch / plus 4,8 GH 1,5 mm inkl. Schraube <i>30°-Abutment All-on-T4®-switch / plus 4.8 GH 1.5 mm incl. screw</i></p>		<p>207012</p> <p>0°-Abutment All-on-T4®-switch / plus 4,8 GH 3 mm <i>0°-Abutment All-on-T4®-switch / plus 4.8 GH 3 mm</i></p>
	<p>207013A</p> <p>30°-Abutment All-on-T4®-switch / plus 4,8 GH 3 mm inkl. Schraube <i>30°-Abutment All-on-T4®-switch / plus 4.8 GH 3 mm incl. screw</i></p>		<p>207019</p> <p>Abutmentschraube All-on-T4®-switch / plus 4,8 <i>Abutment Screw All-on-T4®-switch / plus 4.8</i></p>

All-on-T4®-Instrumentarium | *All-on-T4®-Instrumentarium*

	<p>207020</p> <p>Okklusalschraube All-on-T4®-switch / plus <i>Okklusal Screw All-on-T4®-switch / plus</i></p>		<p>207030A</p> <p>Abdruckkappe All-on-T4®-switch / plus inkl. Schraube <i>Impression Post All-on-T4®-switch / plus incl. screw</i></p>
	<p>207031</p> <p>Schraube für Abdruckkappe All-on-T4®-switch / plus <i>Screw for Impression Post All-on-T4®-switch / plus</i></p>		<p>207035</p> <p>Laborimplantat All-on-T4®-switch / plus <i>Implant Analog All-on-T4®-switch / plus</i></p>
	<p>207036A</p> <p>Gingivahülse All-on-T4®-switch / plus inkl. Schraube <i>Gingiva Sleeve All-on-T4®-switch / plus incl. screw</i></p>		<p>207037A</p> <p>Scankappe All-on-T4®-switch / plus inkl. Schraube <i>Scanadapter All-on-T4®-switch / plus incl. screw</i></p>
	<p>207051A</p> <p>Brückenadapter Titan All-on-T4®-switch / plus inkl. Schraube <i>Bridgecap Titanium All-on-T4®-switch / plus incl. screw</i></p>		<p>207052A</p> <p>Brückenadapter ausbrennbar All-on-T4®-switch / plus inkl. Schraube <i>Bridgecap castable All-on-T4®-switch / plus incl. screw</i></p>
	<p>207021</p> <p>Technikschraube All-on-T4®-switch / plus <i>Technical Screw All-on-T4®-switch / plus</i></p>		<p>207060</p> <p>Einbringinstrument All-on-T4®-switch / plus für angulierte Abutments <i>Insertion Instrument All-on-T4®-switch / plus for angled abutment</i></p>
	<p>207050</p> <p>Bohrhilfe All-on-T4®-switch / plus <i>Drillbar All-on-T4®-switch / plus</i></p>		